



2023-2024



CROWLEY INDEPENDENT SCHOOL DISTRICT

Bess Race Elementary Quality Report

Comprehensive Accountability System

Metrics that Matter to our Community

DISTRICT-ASSIGNED ^{TBD}
SCHOOL QUALITY RATING

2023-2024 ACADEMICS

3RD GRADE MATH

Approaches	Meets	Masters
57%	27%	6%

5TH GRADE READING (Board Goal) ★

Approaches	Meets	Masters
73%	44%	16%

TEA Rating: TBD
Baseline Year 2023


Student ENROLLMENT

TOTAL
670



TEACHER Information ⁵

Teacher-to-Student Ratio



1:22

Teacher Student

Teacher Tenure

19

0-4 Years

28

5+ Years

47 TEACHERS ON CAMPUS

STUDENT SUPPORTS ⁵

SOCIAL EMOTIONAL LEARNING SUPPORTS

Counselors	✓
SEL Specialist	✓
Interventionists	✓

AFTER SCHOOL PROGRAMS

21st Century (ACE)	
Clayton Youth Enrichment	✓
Tutorials	✓

Attendance PERCENTAGE ⁴

93.19%

2022-2023

93.43%

2023-2024

Campus COMMUNICATION



SOCIAL MEDIA



TEXTS/CALLS



GRADES



NEWSLETTERS

Parent and Student ENGAGEMENT OPPORTUNITIES

PARENT INVOLVEMENT ⁵

- PTA
- Engaged Eagle Dads

STUDENT CLUBS ⁵

- Running Eagles
- Safety Patrol
- Boys to Men
- Ladies of Distinction
- Crochet Club
- Robotics
- Eagle Hoops Basketball
- National Elementary
- Honor Society
- Girls in STEM
- Young Men in STEM
- Book Club

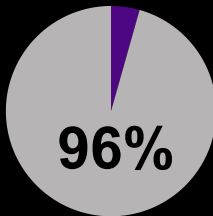


SCHOOL ENVIRONMENT

Positive Student BEHAVIOR ⁵

★ (Board Goal)

% of students with no OSS



96%

Student DISCIPLINE

Discipline Incidents

2022-2023

ISS 50

OSS 32

2023-2024

ISS 54

OSS 33

● In-school suspension ● Out-of-school suspension



2023-2024

CROWLEY INDEPENDENT SCHOOL DISTRICT



Bess Race Elementary Quality Report

Comprehensive Accountability System



Crowley ISD School Board

Our aspiration in Crowley ISD is to ensure that all students have access to a GREAT SCHOOL and are provided excellent educational experiences so that they achieve their full potential. When our students graduate from Crowley ISD, they will leave with more than a diploma. They will leave with choices and opportunities. We designed this School Quality Report (SQR) to highlight metrics that matter and to share with our community the areas of progress, the areas of opportunity, and the comprehensive quality of each school in Crowley ISD. This SQR is our effort to increase transparency by synthesizing the quantitative metrics with qualitative parent voices to provide a complete assessment of school quality.

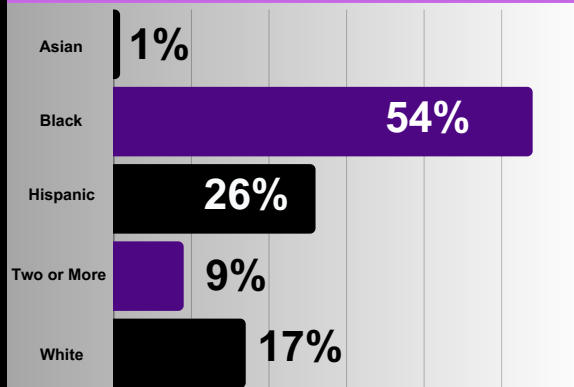
“ Bess Race is a school of excellence. Mrs. Garrison, the principal, understands that education extends beyond academics, recognizing the importance of social and emotional development.
Ashley, Bess Race Parent ”

“ Bess Race truly is THE BEST SCHOOL IN THE UNIVERSE! Our students and teachers know they are expected to do great things. I am blessed to teach our youngest scholars.
Chantal, Bess Race Teacher ”

“ I think this school is great! We have good teachers and everyone is kind here. I have to work hard, but it's alright though.
Cole, Bess Race Student ”

Visit <http://crowleyisdtx.org> for more details regarding our rubric.

CAMPUS DEMOGRAPHICS



Economically DISADVANTAGED

82%



RUBRIC SCALE

- 1 NEEDS ATTENTION
- 2 AVERAGE
- 3 GOOD
- 4 EXCEPTIONAL
- 5 GREAT



GRADED ON 2023-2024 DATA

CROWLEY INDEPENDENT SCHOOL DISTRICT

Crowley ISD Quality Report

Comprehensive Accountability System Rubric

Metrics that Matter to our Community

RUBRIC SCALE

- 1** NEEDS ATTENTION
- 2** AVERAGE
- 3** GOOD
- 4** EXCEPTIONAL
- 5** GREAT

FINANCE FUND BALANCE

- 1** Less than 9%
- 2** 10-14%
- 3** 14-17%
- 4** 18-19%
- 5** 20%

GRADUATION RATE

- 1** 89% or less
- 2** 89-90%
- 3** 90-92%
- 4** 93-94%
- 5** 95% or greater

DISTRICT-ASSIGNED SCHOOL QUALITY RATING

- 1** F
- 2** D
- 3** C
- 4** B
- 5** A

TEACHER INFORMATION

Total # of 5 plus year teachers divided by the total # of teachers to get the percentage

- 1** 10-19%
- 2** 20-38%
- 3** 39-48%
- 4** 49-59%
- 5** 60% or greater

College, Career and Military Readiness (CCMR)

- 1** 60-70%
- 2** 71-80%
- 3** 81-90%
- 4** 91-94%
- 5** 95% or greater

SCHOOL ENVIRONMENT

POSITIVE STUDENT BEHAVIOR

ELEMENTARY

- 1** 85 or less
- 2** 86-89
- 3** 90-91
- 4** 92-94
- 5** 95 or greater

SECONDARY

- 1** 69%
- 2** 70-73%
- 3** 74-84%
- 4** 85-91%
- 5** 92% or greater

STUDENT SUPPORTS

ELEMENTARY

- 1** 1 out of 6
- 2** 2 out of 6
- 3** 3 out of 6
- 4** 4 out of 6
- 5** 5 out of 6

SECONDARY

- 1** 2 or less
- 3** 3 out of 6
- 5** 4 out of 5

ATTENDANCE PERCENTAGE

ELEMENTARY

- 1** 85% or less
- 2** 86-89%
- 3** 90-92%
- 4** 93-94%
- 5** 95% or greater

SECONDARY

- 1** 69%
- 2** 70-73%
- 3** 74-84%
- 4** 85-91%
- 5** 92% or greater

PARENT AND STUDENT ENGAGEMENT OPPORTUNITIES

Parent Involvement

- 1** 0 **5** 2 or more
- 2** 1

Student Clubs

- 1** 0 **5** 5 or more
- 2** 1 **3** 3-4

REFER TO SECONDARY RATINGS FOR DISTRICT

Visit <http://crowleyisdtx.org> for more details

